

Fast Sparsely Synchronized Brain Rhythms in A Scale-Free Neural Network¹

Woochang Lim and Sang-Yoon Kim

Institute for Computational Neuroscience and Department of Science Education, Daegu National University of Education, Daegu 705-115, Korea

BACKGROUND

Fast Sparsely Synchronized Brain Rhythms

- Population level: Fast synchronous oscillations [e.g. gamma rhythm (30~100Hz) and sharp-wave ripple (100~200Hz)]
- Cellular level: Stochastic and intermittent discharges
- Associated with diverse cognitive functions [e.g., sensory perception, feature integration, selective attention, and memory formation and consolidation]
- Previous works of Brunel et al.²: Developed a framework appropriate for fast sparse synchronization in global and random networks. But, realistic brain networks: neither regular nor random

Scale-Free Networks (SFNs)

- Scale-Free Structure of Real Brain: Rat hippocampal networks and human brain functional networks have been revealed to show power-law degree distribution (i.e., scale-free property)
- SFNs: Inhomogeneous networks with a few "Hubs" (i.e., supernodes) cf., Random graphs and Small-World networks: Statistically homogeneous networks

SPECIFIC AIMS

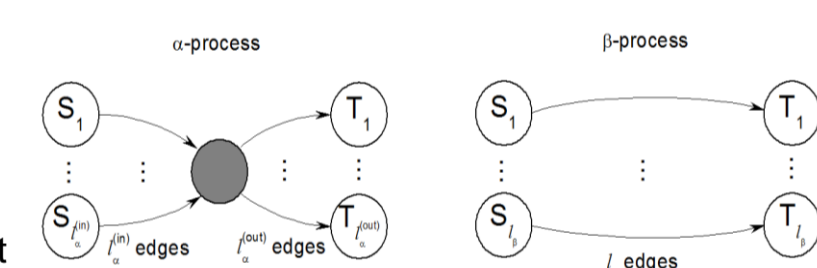
- To Investigate Emergence of Sparsely Synchronized Brain Rhythms in SFNs by Varying J (Synaptic Inhibition Strength) and D (Noise Intensity)
- To Study The Effect of Network Architecture on Sparse Synchronization by Varying (a) the degree of symmetric attachment, (b) the degree of asymmetric attachment, and (c) the degree of attachment between pre-existing nodes

METHODS

Scale-Free Networks

Evolved via two independent α - and β -processes:

- α -process
Corresponding to a directed version of the Barabási-Albert (B-A) model³ (i.e., growth and preferential directed attachment)
- β -process
Preferential attachment between pre-existing nodes without adding new nodes



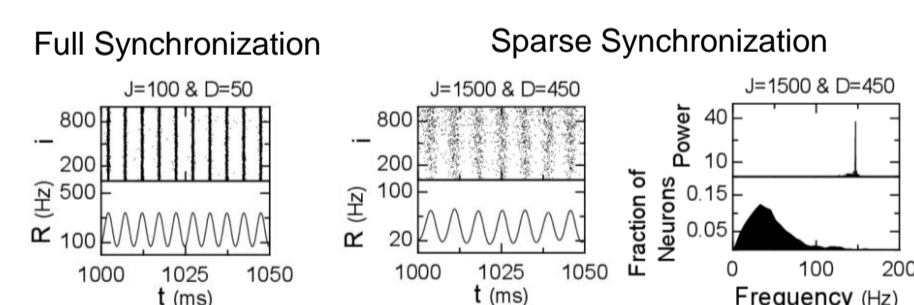
Composed of N Inhibitory Izhikevich Fast Spiking Interneurons⁴

RESULTS

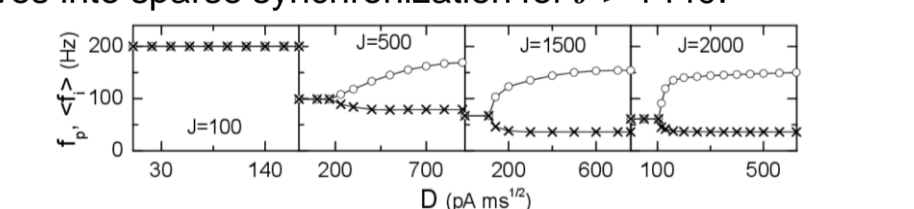
1. State Diagram in the J-D Plane

[1-4: The Directed B-A SFN with Symmetric Preferential Attachment ($I_{DC} = 1500$, $I_{\alpha}^{(in)} = I_{\alpha}^{(out)} \equiv I_{\alpha} = 25$)]

- Full Synchronization:
Population frequency f_p
= Mean firing rate (MFR) f_i of individual neurons
- Partial Synchronization: $f_p > \langle f_i \rangle$
- Sparse Synchronization: $f_p > 4 \langle f_i \rangle$



For $J > 173$, the full synchronization is developed into partial synchronization, and then the partial synchronization evolves into sparse synchronization for $J > 1440$.

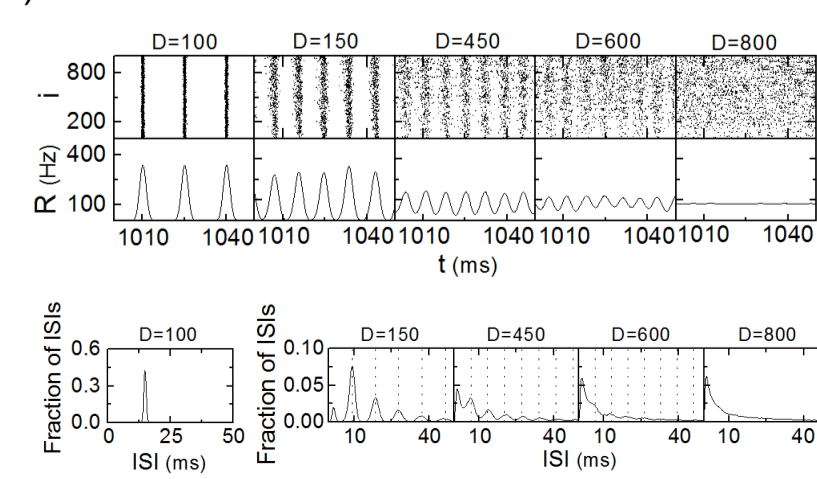


2. Fast Sparse Synchronization

(2-4: $J = 1500$)

Instantaneous Population Spike Rate (IPSR)

- IPSR $R(t)$: Obtained via convolution (or blurring) of each spike in the raster plot with the Gaussian kernel function
- Full Synchronization
Clear stripes in the raster plot of spikes and regular oscillating $R(t)$
Single peak in the interspike interval histogram (ISIH)
- Partial & Sparse Synchronization
Sparse stripes in the raster plot and Multiple peaks in the ISIH \rightarrow Stochastic spike skipping



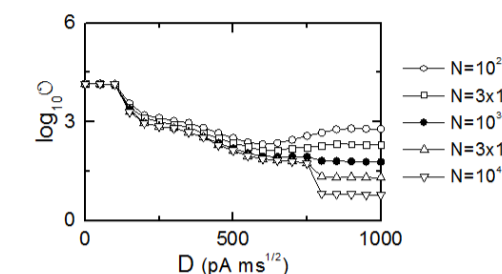
RESULTS (Continued)

3. Synchronization-Unsynchronization Transition

Realistic Thermodynamic Order Parameter

Realistic thermodynamics order parameter O :
Representing the time-averaged fluctuation of the IPSR $R(t)$

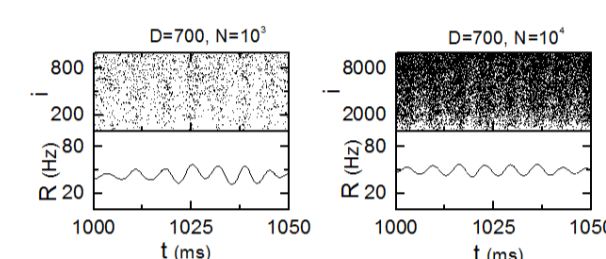
For the synchronized (unsynchronized) state, O approaches non-zero (zero) limit values in the thermodynamic limit of $N \rightarrow \infty$.



When passing the threshold D^* (≈ 759), a transition to unsynchronization occurs.

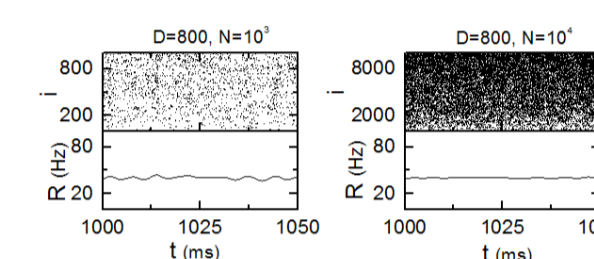
Synchronized State

Sparse stripes are formed in the raster plot
 $R(t)$ shows regular oscillation



Unsynchronized State

Sparse spikes are scattered in the raster plot
 $R(t)$ becomes nearly stationary



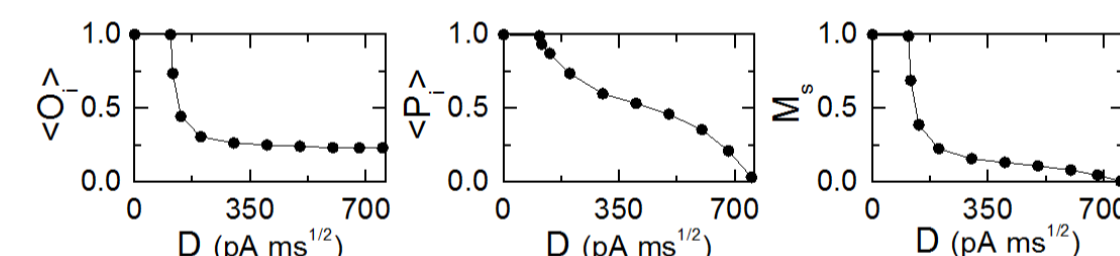
4. Characterization of Degree of Sparse Synchronization

Realistic Statistical-Mechanical Spiking Measure⁵

- Statistical-Mechanical Spiking Measure M_s : Given by the product of the occupation and the pacing degrees of spikes in the raster plot.

- Occupation degree $\langle O \rangle$: representing the average density of stripes in the raster plot
- Pacing degree $\langle P \rangle$: representing the average smearing of stripes in the raster plot (average contribution of all microscopic spikes to the instantaneous population spike rate)

With increasing D ,
 $\langle O \rangle$: drops abruptly from 1 just after the break-up of the full synchronization, and then it saturates to a non-zero limit. $\langle P \rangle$: decreases monotonically to zero after the break-up of the full synchronization.
 $\Rightarrow M_s$: abruptly drops just after the break-up of the full synchronization and then slowly decreases to zero.



5. Effect of The Symmetric Attachment Degree I_{α} on Sparse Synchronization

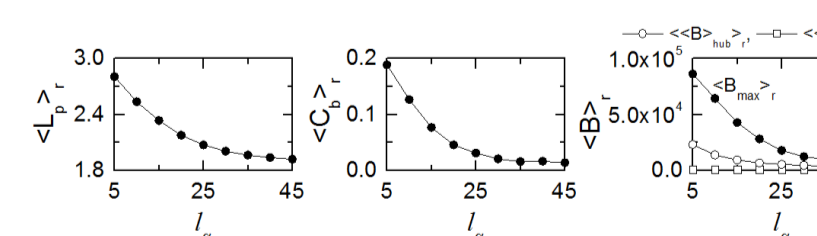
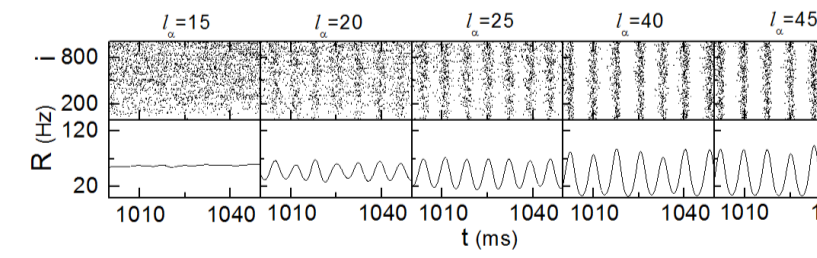
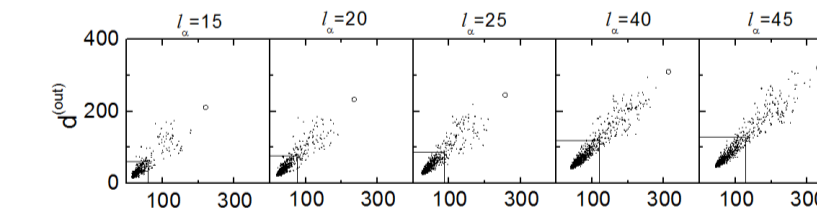
Effect of I_{α} on the Network Topology

- Average path length L_p : Typical separation between two nodes in the network

- Betweenness centrality B_i of the i th node: Potentiality in controlling communication between other nodes
- Betweenness centralization C_b : Degree to which B_{max} of the head hub exceeds the B_i of all the other nodes

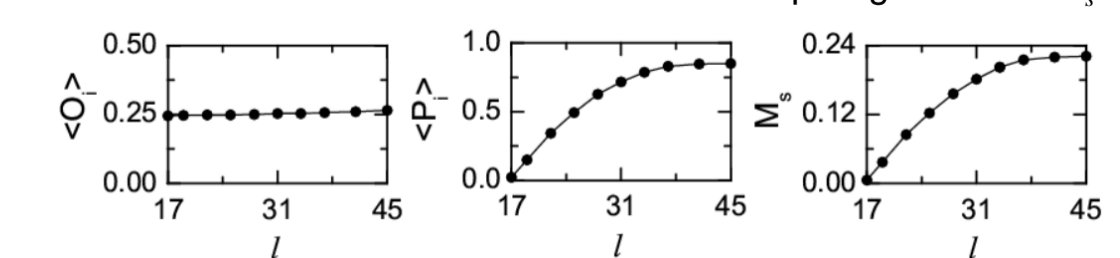
As I_{α} is increased, the average in-degrees of the hub and the peripheral groups are increased, which results in the increase in the total number of connections
 $\rightarrow L_p$ & C_b decrease.

\Rightarrow Efficiency of communication between nodes becomes better, which may lead to increase in the degree of sparse synchronization.



Effect of I_{α} on the Population Dynamics

As I_{α} is increased, occupation degree increases very slowly and pacing degree increases thanks to the increased number of total connections \rightarrow Statistical-mechanical spiking measure M_s increases.



RESULTS (Continued)

6. Effect of The Asymmetric Parameter ΔI_{α} on Sparse Synchronization

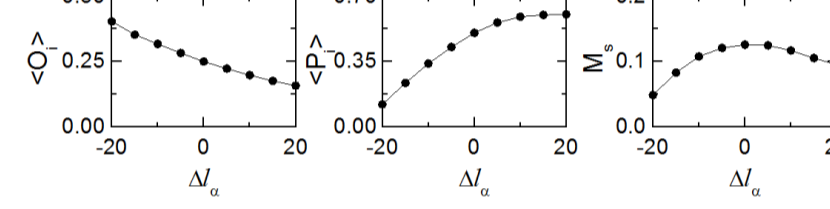
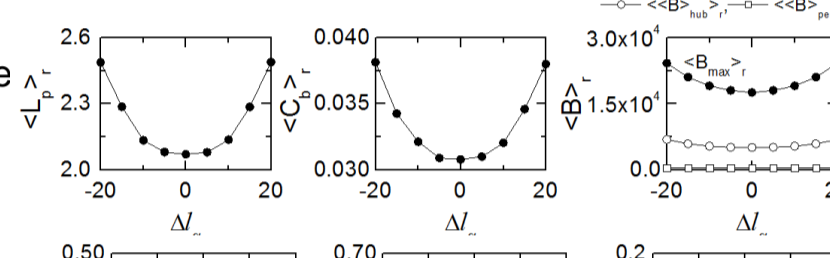
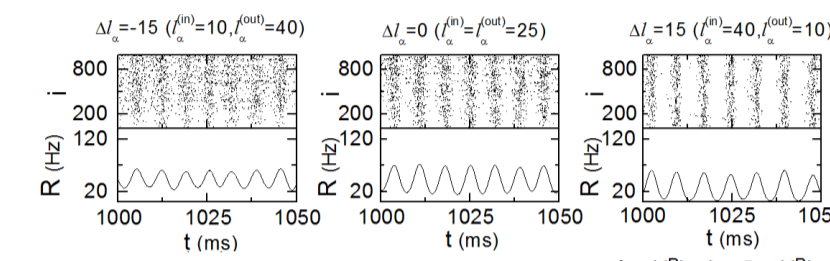
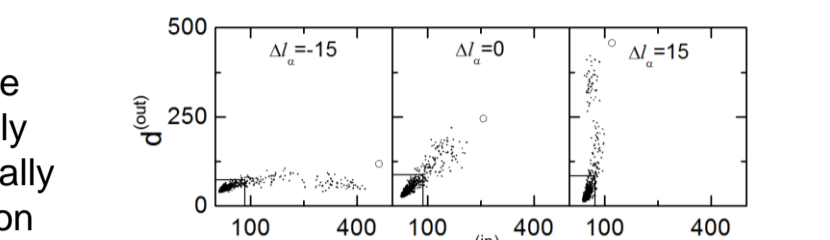
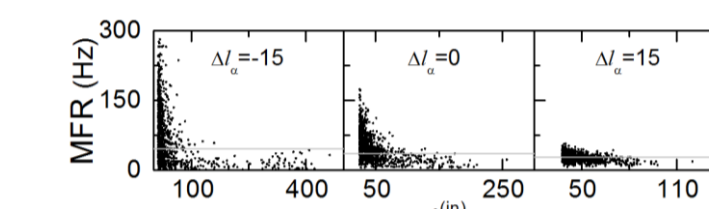
$$(I_{\alpha}^{(in)} = I_{\alpha} + \Delta I_{\alpha}, I_{\alpha}^{(out)} = I_{\alpha} - \Delta I_{\alpha}, \text{ and } I_{\alpha} = 25 \rightarrow I_{\alpha}^{(in)} + I_{\alpha}^{(out)} = 2I_{\alpha} = \text{constant})$$

Effect of ΔI_{α} on the Network Topology

As $|\Delta I_{\alpha}|$ is increased, mismatching between the in- and the out-degrees increases $\rightarrow L_p$ and C_b increase symmetrically because both inward and outward links are involved equally in computation of L_p and C_b \Rightarrow Efficiency of communication between nodes becomes worse.

Effect of ΔI_{α} on the Individual and Population Dynamics

Unlike the symmetric change in L_p and C_b , sparse synchronization varies depending on the sign of ΔI_{α} . As ΔI_{α} is increased, ensemble-averaged MFR decreases slowly and distribution of MFR is much reduced \rightarrow Occupation degree $\langle O \rangle$ decreases, while Pacing degree $\langle P \rangle$ increases \Rightarrow Statistical-mechanical spiking measure M_s exhibits the bell-shaped curve.



7. Effect of β -process on Sparse Synchronization

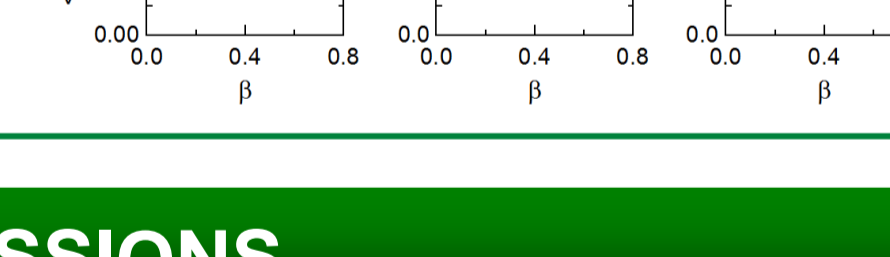
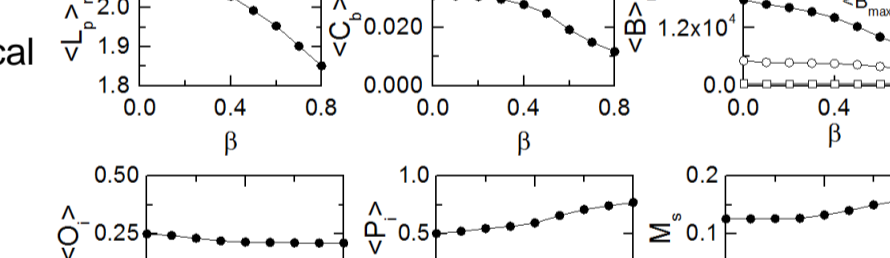
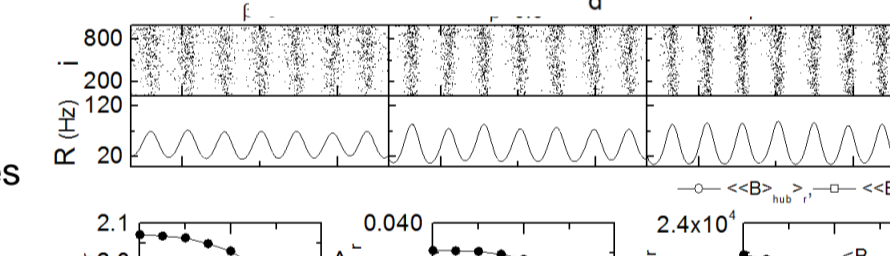
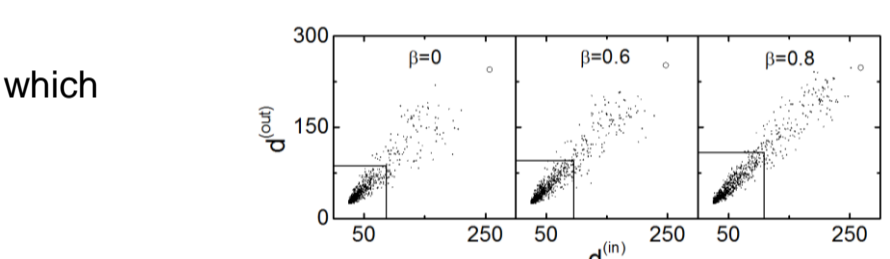
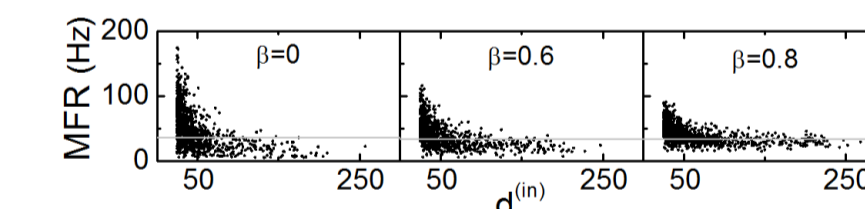
(β : occurrence probability of the β -process)

Effect of β on the Network Topology

As β is increased, secondary hub group is intensified, which leads to increase in the total number of connections $\rightarrow L_p$ & C_b decrease \Rightarrow Efficiency of communication between nodes becomes better, which may lead to increase in the synchronization degree.

Effect of β on the Individual and Population Dynamics

As β is increased, ensemble-averaged MFR decreases slightly and distribution of MFR is much reduced \rightarrow Occupation degree $\langle O \rangle$ decreases very slowly, while Pacing degree $\langle P \rangle$ increases \Rightarrow Statistical-mechanical spiking measure M_s increases.



DISCUSSIONS

Investigated Emergence of Sparsely Synchronized Rhythms in SFNs

Appearance of Sparse Synchronization for large J and large D

Sparse Synchronization vs. Full Synchronization

For the case of sparse synchronization, contributions of individual dynamics to population synchronization vary depending on degrees (i.e., hub and peripheral groups), unlike the full synchronization \rightarrow Revealing the inhomogeneous network structure

Effect of Network Architecture on Sparse Synchronization

Not only L_p and C_b (affecting global communication), but also in-degree distribution (affecting individual dynamics) are important network factors to determine the synchronization degree. \rightarrow A harmony between these network factors is essential for effective synchronization.

REFERENCES

- [1] Kim S.-Y. & Lim W. (2015) Fast sparsely synchronized brain rhythms in a scale-free neural network. Phys. Rev. E 92, 022717.
- [2] Brunel N. & Hakim V. (2008) Sparsely synchronized neuronal oscillations. Chaos 18, 015113.
- [3] Albert R. & Barabási A.-L. (2002) Statistical mechanics of complex networks. Rev. Mod. Phys. 74, 47-97.
- [4] Izhikevich E.M. (2007) Dynamical Systems in Neuroscience. MIT Press, Cambridge.
- [5] Kim S.-Y. & Lim W. (2014) Realistic thermodynamic and statistical-mechanical measures for neural synchronization. J. Neurosci. Methods 226, 161-170.